

The background is a dark gray surface. On the left side, several sharpened pencils in various colors (yellow, gray, orange, blue, silver, green, and dark blue) are arranged in a semi-circular pattern, pointing towards the center. On the right side, a large, realistic image of the Earth (a globe) is partially visible, showing blue oceans and white clouds. The text is centered on the left side of the globe.

Grade 2

Ms. Mitchell

Week 4

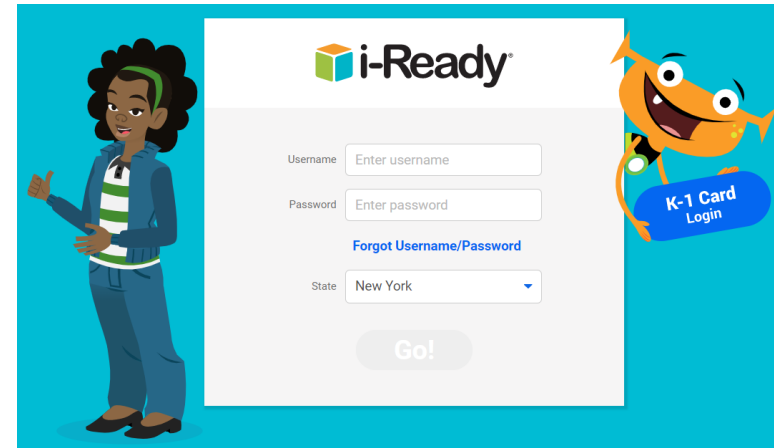
4/6/20-4/10/20

Week 4: Welcome to Virtual Second Grade! Let's Get Started!

- Please remember that in addition to the activities outlined in this PowerPoint, students should be using i-Ready.

Website:


<https://login.i-ready.com/>



- If you need your login or password please call:
 - Ms. Vargas @ 585-727-1341
 - Ms. Simmons @ 607-857-7639

Week 4: Reading & Writing

Monday	Tuesday	Wednesday	Thursday	Friday
<p>Main Idea</p> <p>https://www.getepic.com/app/read/14347</p> <ul style="list-style-type: none"> Identify three key details from the story. What is the main Idea of the story? Give a key detail from the story to support the main idea. Make sure you give the page. <p>Writing</p> <p>Tell me about something you wish you could do. Give me three details about your activity. Remember to include a opening and conclusion.</p>	<p>Character Analysis</p> <p>https://www.getepic.com/app/read/49187</p> <ul style="list-style-type: none"> Name the characters in the story Name the main character in the story Identify three traits that tell of the main character's personality Identify three traits that tell of the main character's physical traits. <p>Writing</p> <p>Choose a character from a show, movie you have watched recently. Tell how you are like that character. Give the character traits you share. Tell how you are different.</p>	<p>Summary Beginning Middle End-Sequencing</p> <p>https://www.getepic.com/app/read/41339</p> <ul style="list-style-type: none"> Write a summary of the story. Make sure you include what happens in the beginning, middle and end. Tell what happened first. Then tell what happened next For the middle Tell what the problem was. For the end, tell how the problem was resolved. 	<p>Making Inferences</p> <p>https://www.getepic.com/app/read/14131</p> <p>Answer the following:</p> <ul style="list-style-type: none"> Where do you think Miss Nelson went? Why do think She went away? Who is Miss Viola Swamp? How do you know? <p>Writing</p> <ul style="list-style-type: none"> Tell me how you would have handled Miss. Nelson's class if you were the teacher. Give me examples of what you would do. How would you reward the kids who were listening. 	<p>Read a book of your choice.</p> <p>Think of a book it reminds you of.</p> <ul style="list-style-type: none"> Tell me how they are the same. Tell me how they are different Make sure you give examples. Don't forget to write a opening and a conclusion



Week 4: Math Review

Monday	Tuesday	Wednesday	Thursday	Friday
Choosing the Best Strategy Solve $636 + 294$ using two different strategies. Explain which strategy would be easier to use when solving and why. _____ _____ _____ _____ _____ _____ _____ Exit Ticket Choose a strategy either the arrow way or number bond. Solve $290 + 374$. Explain why you choose that strategy	Solve the following using a written form. 1. $417 + 293$ 2. $526 + 185$ 3. $270 + 430$ 4. $260 + 440$ Exit Ticket Solve the following $255 + 445 = \underline{\hspace{2cm}}$ $258 + 443 = \underline{\hspace{2cm}}$	Solve the following using vertical form. Draw a picture or use place value charts when needed. $205 + 345$ $365 + 406$ $446 + 334$ $466 + 226$ Exit Ticket a. $180 + 420 = \underline{\hspace{2cm}}$ b. $190 + 430 = \underline{\hspace{2cm}}$	Solve the following using vertical form. Draw a picture or use place value charts when needed. a. $167 + 224 = \underline{\hspace{2cm}}$ b. $518 + 245 = \underline{\hspace{2cm}}$ c. $482 + 369 = \underline{\hspace{2cm}}$ Exit Ticket a. $456 + 378$ b. $187 + 567$	Choose the best strategy and solve. Explain why you chose that strategy. a. $221 + 498$ Explanation: _____ _____ _____ b. $467 + 200$ Explanation: _____ _____ _____ Exit Ticket $687 + 246 = 933$ Explain what strategy you would use to solve this and why.

Week 4: Special Areas

Monday

Monday Makers

Listen to the story, [After the Fall, How Humpty Dumpty Got Back Up Again](#)

What do you know about gravity? Gravity= the force that attracts any two objects that have mass.

Watch this to learn more: [Defining Gravity](#)

You will need craft materials, a hard -boiled egg, soft materials (such as tissues, feathers, foam, sponges, cardboard), string, newspaper or a drop cloth for easy clean up
Challenge:

Build something that will help an egg travel safely a high place
OR

Something that will protect the egg if it does fall.



Tuesday

Totally Art Tuesdays

This week we're going to practice making mistakes! Well, kind of! We're going to draw without looking or picking up our writing utensil! Listen to this [story](#) and then watch this [video](#) to learn how!



Wednesday

World Science

How do volcanoes and earthquakes effect the environment?

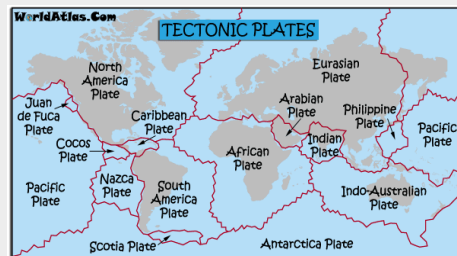
Review [plate tectonics, earthquakes and volcanoes](#).

What happens when [volcanoes erupt](#)?

What happens when there is an [earthquake](#)?

Can you name 3 facts about volcanoes?
Can you name 3 facts about earthquakes?

Challenge: If you could build or construct something to protect the environment from a volcano or earthquake, what would it be and why?



Thursday

Think Like a Scientist

This week for our [Virtual Science Fair Project](#) This week I added the experiment and the collected data. Next week, we will analyze the data, make a conclusion and answer the why.



Friday

Ms.D 's P.E

This week we will be focusing on **Flexibility**, **Mindfulness**, **Relaxation**, & **Breathing!**

*See next slides!



Join Liza from Kaleidoscope Me!! She is offering free yoga, meditation and wellness classes on Zoom on MONDAYS, WEDNESDAYS and FRIDAYS from 10-10:45am.

Starting now, each week will be centered around a new character and a new topic of wellness!

This week meet Clara- her chant is “H2O is the Way to Go!”

Zoom ID: 500661614

Password: PEACE

Don't forget to
drink lots of
water!

Print out and
Color in Clara!

Clara



H₂O is the
way to **go!**

Water Chant

To help me **think**,
water's my drink.

To help me **play**,
water's my way.

To help me **grow**,
I drink **H₂O!**



Kaleidoscope me™
Awaken to your greatness!



Print this diary
and keep
track of how
much water
you are
drinking!

[illegible]